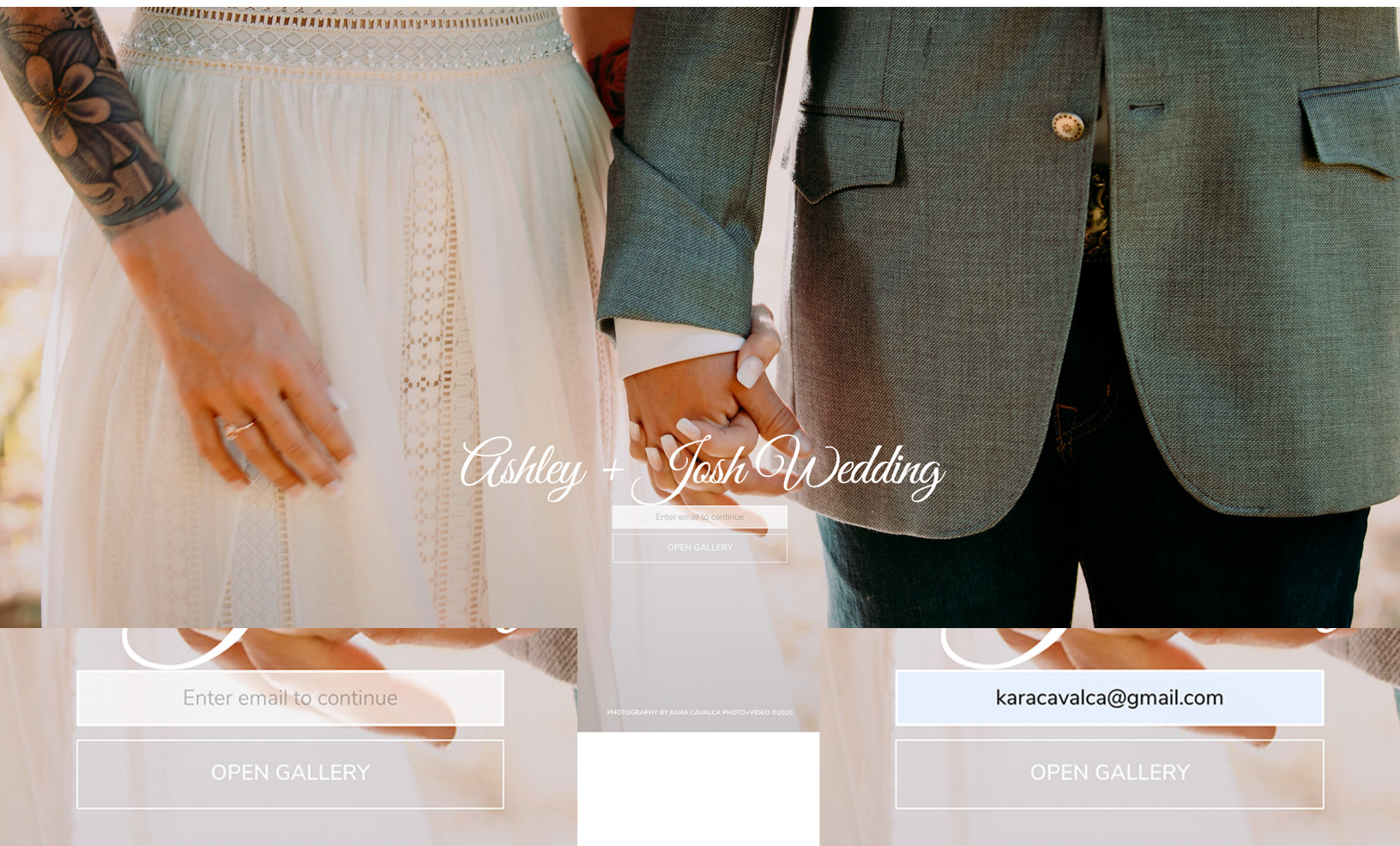


When you first open your gallery you should see a screen similar to this one. Now type your email into the box that says “enter email to continue”



First, if you need to login, the login is on the top right corner.

If you have a portrait gallery and are interested in digital packages click the order items button (different for wedding galleries).

If you wish to watch your images in a slideshow click slideshow.

If you have already selected favorites and wish to look back at them or change them click favorites and fill out your email.

The image shows a collage of wedding photos with a semi-transparent navigation bar at the top. The navigation bar includes the Karafavalea logo on the left and four icons on the right: a shopping bag for 'ORDER ITEMS', a monitor for 'SLIDESHOW', a heart for 'FAVORITES', and a person icon for 'LOG IN'. Below the navigation bar, two modal windows are overlaid on the photos. The 'ORDER ADDITIONAL ITEMS' modal on the left lists digital packages with radio buttons and prices. The 'RETRIEVE FAVORITES' modal on the right prompts for an email address to retrieve saved favorites. Red arrows point from the text instructions to the corresponding buttons and modals.

ORDER ITEMS SLIDESHOW FAVORITES LOG IN

click here to view as a slideshow

click here to log in if you have a login

click here for digital discount packages

click here to retrieve, view, and change your favorites

ORDER ADDITIONAL ITEMS
Choose any items you would like to purchase.

Packages

- 5 Digitals (Package of Items) \$299.00
- 10 Digitals (Package of Items) \$399.00
- 20 Digitals (Package of Items) \$729.00
- 30 Digitals (Package of Items) \$999.00
- 50 Digitals (Package of Items) \$1,799.00
- 75 Digitals (Package of Items) \$2,799.00
- 100 Digitals (Package of Items) \$3,999.00

Items

CANCEL ADD TO CART

RETRIEVE FAVORITES
Already submitted favorites? Enter your email to retrieve and edit them.

EMAIL ADDRESS:
Email

RETRIEVE >

There are a few buttons that show up when you hover over each photo with your cursor.
Favorite, Shopping Bag, Share and Download



ALL FAVS

DOWNLOAD GALLERY
You will receive an email with a link to download a zip file of the entire gallery of images.

SEND DOWNLOAD LINK TO:
email@email.com

REQUEST DOWNLOAD

PASSWORD-PROTECTED DOWNLOAD
If you have a password to download images, enter it below along with your email and you will receive an email with a link to download a zip file of the entire gallery of images.

SEND DOWNLOAD LINK TO:
email@email.com

PASSWORD:
12345

REQUEST DOWNLOAD

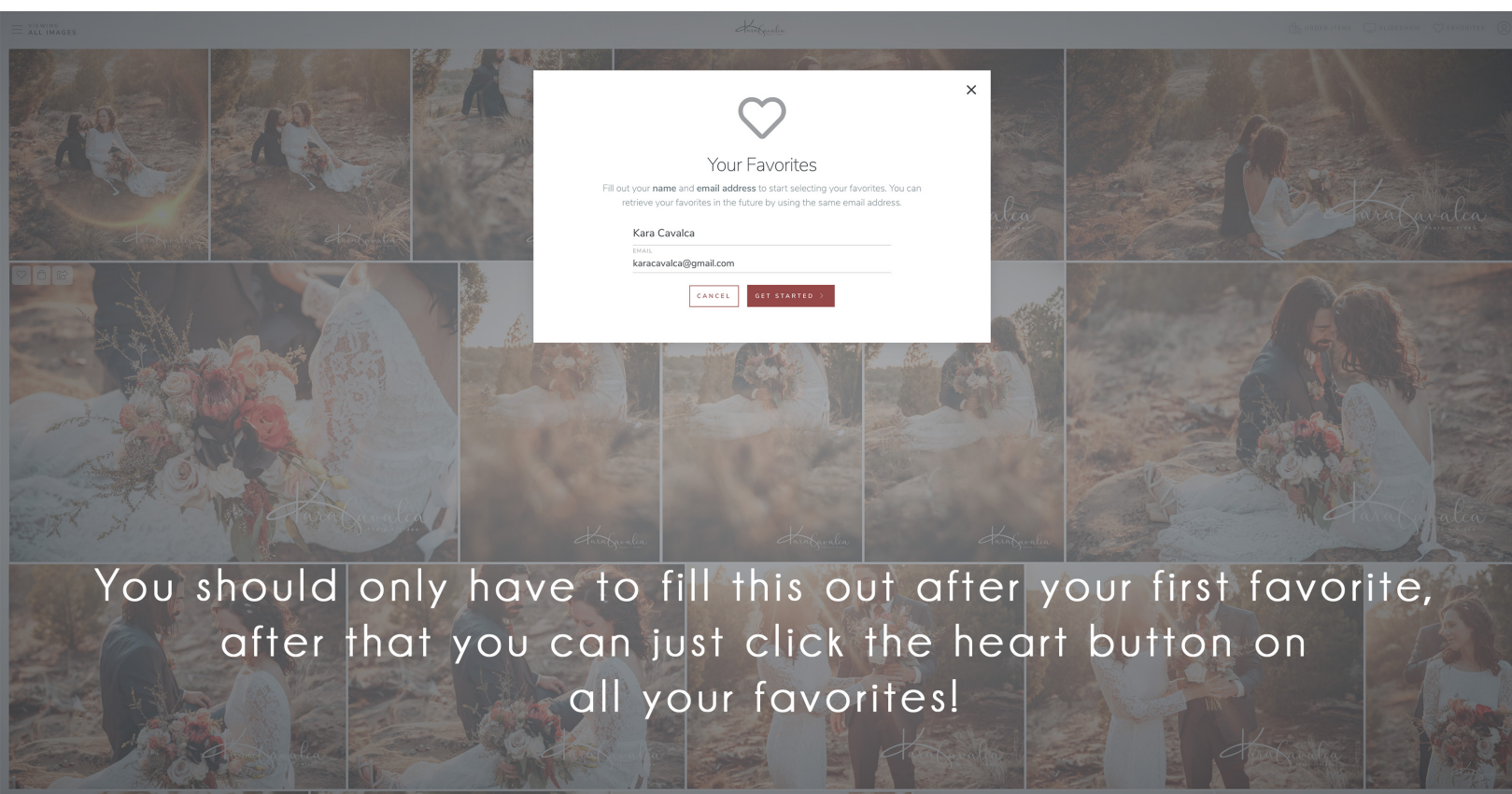
This download option may also appear in your top menu.

This option may only appear in Wedding Galleries, Commercial Galleries and select Portrait Galleries.

So if this option isn't there it is because your shoot did not allow for it.


If it is there and you are the owner of the gallery, you can request a full gallery download either with just your email or if you are not the owner of the gallery and you have a password you can use the password here to download the whole gallery.

Click the heart button to favorite and this box will appear.
Type your name and email address to save your fav.
Then click get started.



You should see this page after submitting your name and email for the first (and only) time.

This will not show up after every favorite, you'll be able to tell a favorite was recorded if the heart button turns red



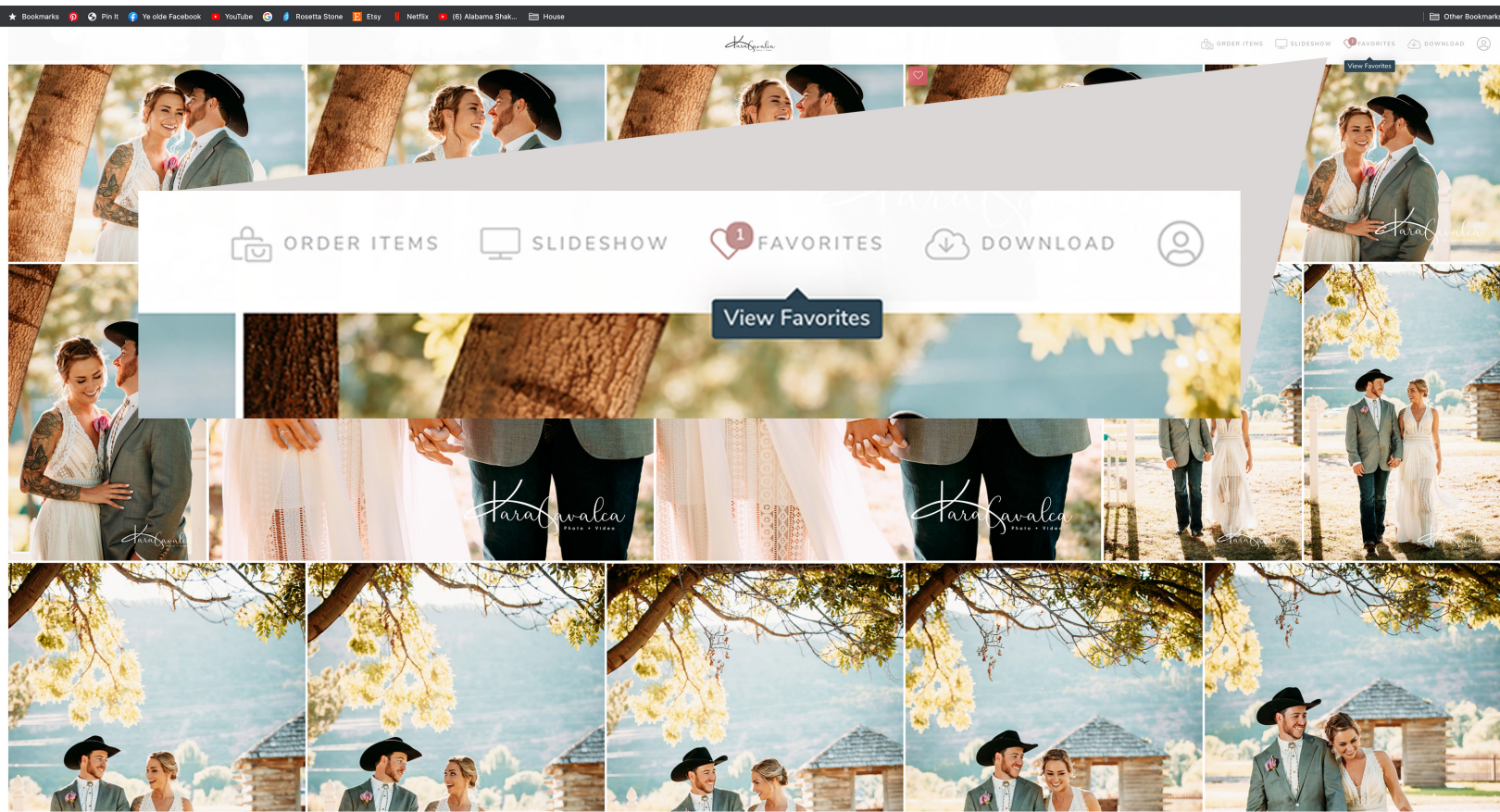
Favorite Saved!

Your favorites will automatically be saved under the email
karacavalca@gmail.com.

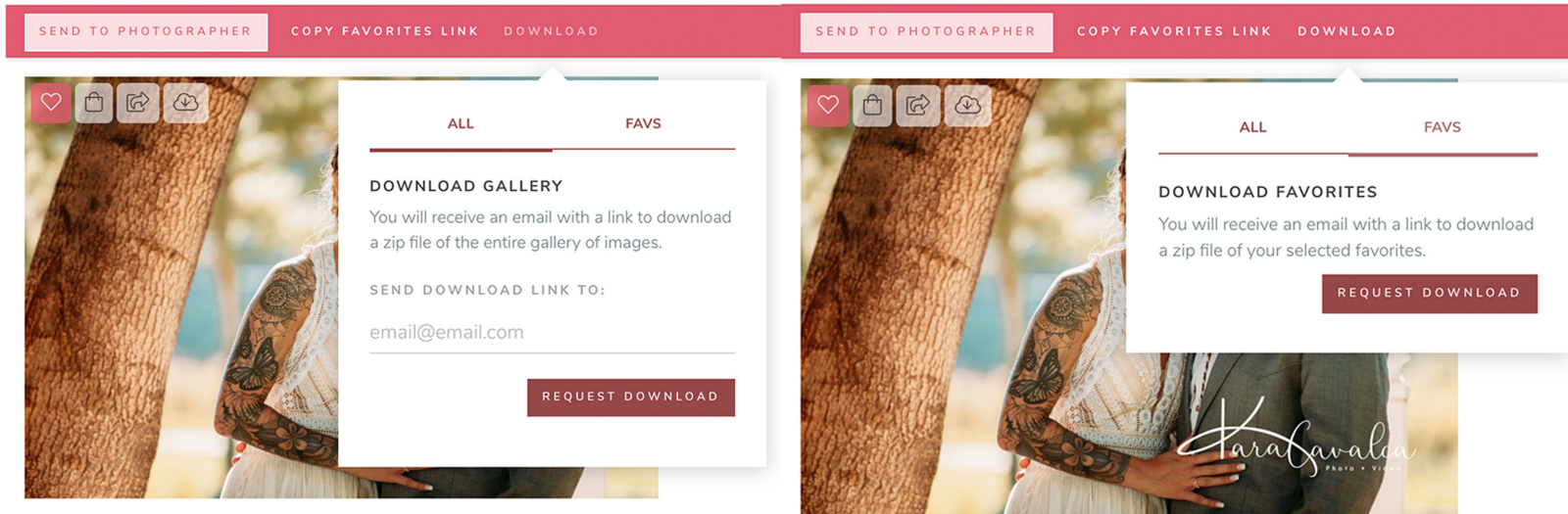
To send your favorites to your photographer, click the  button
and then click [SEND TO PHOTOGRAPHER](#).

OK!

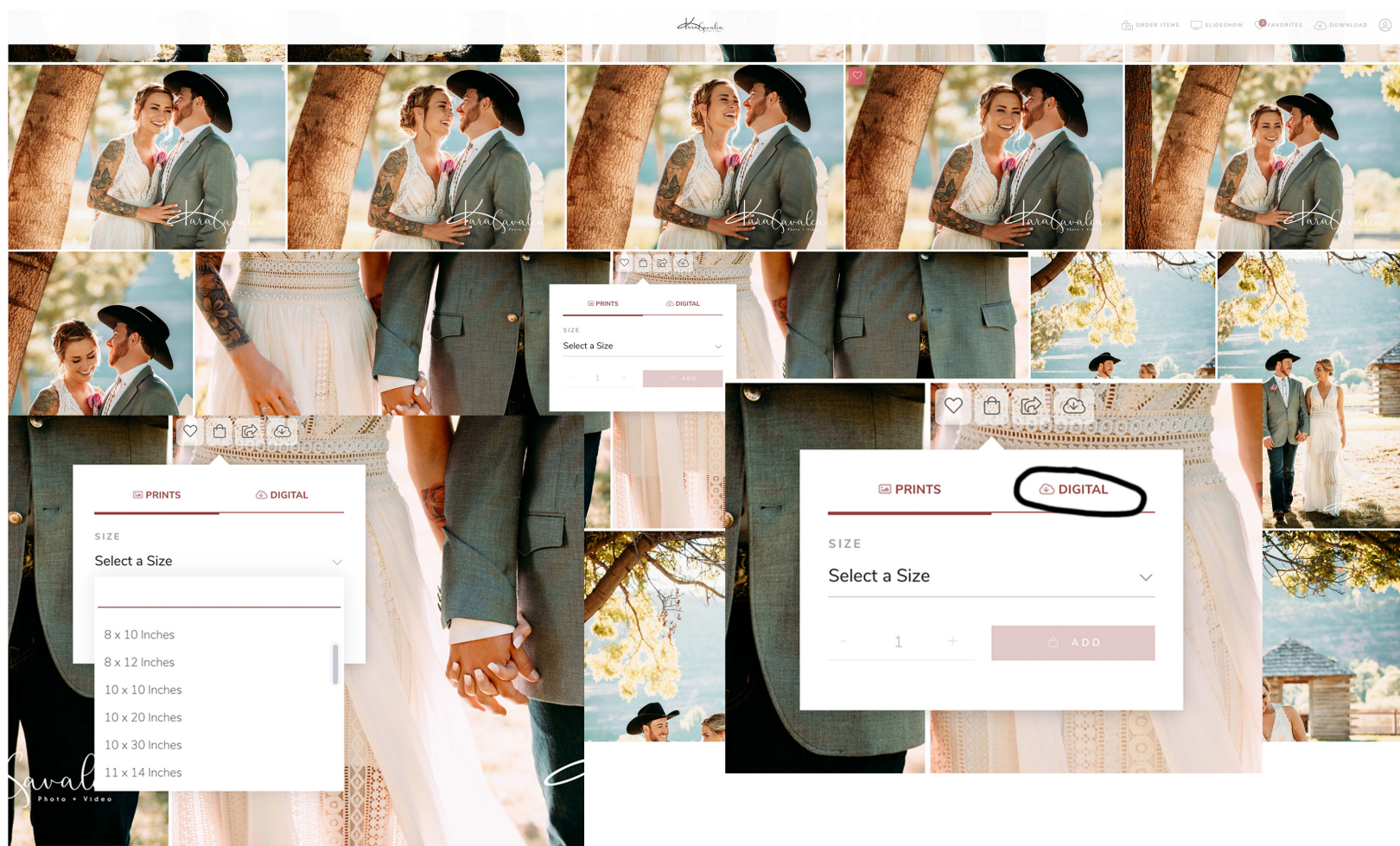
If you need to submit your favorites to me for any reason, click the favorites button in the top right corner.



After clicking favorites in the top right corner of your gallery. You should be directed to a page that will have these buttons near the top left. Click "send to photographer" to let me know what your favorites are. If your gallery allows downloads you can also download your whole gallery or just your favorites here.



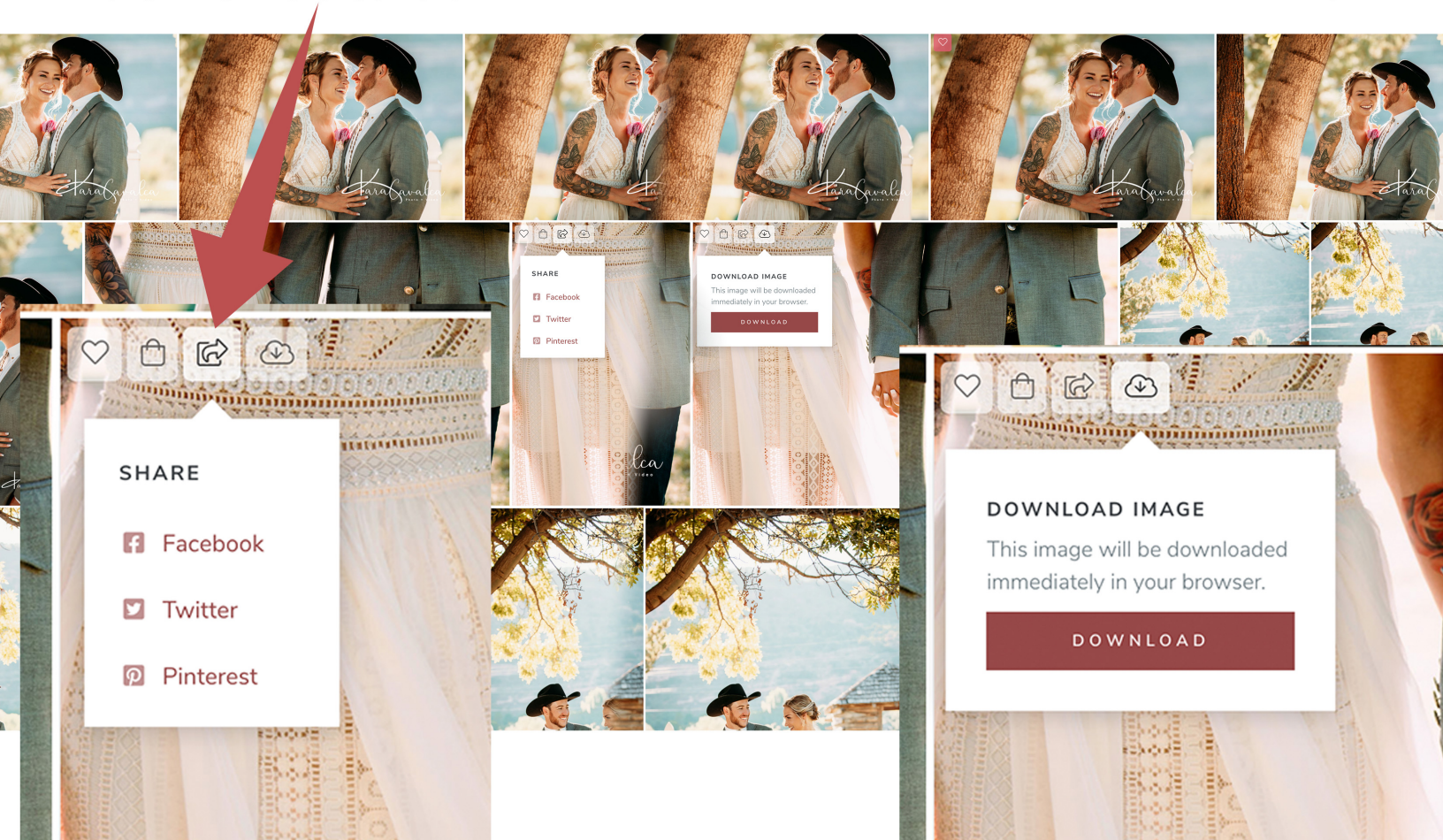
Next let's check out the shop button.
If you want to purchase a digital, click the digital button.
If you want a print product, click the drop down menu
and select what size you want your product first.

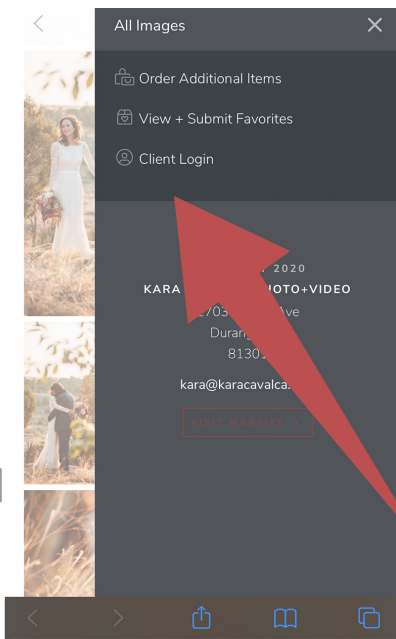


Last two buttons are for sharing and downloading.

If you'd like to share the image to facebook, twitter or pinterest click the share button.

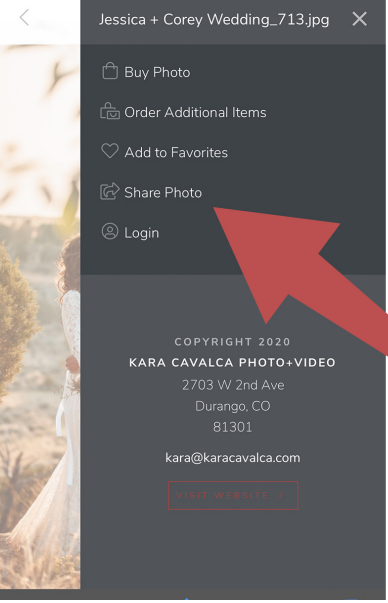
Not all galleries have a download button. If the gallery is a wedding or engagement gallery and you are the client you should have a download button here, click the cloud and then the download square.





If you need help finding these buttons on mobile. Click the three lines in the top right corner (hamburger button).

If you are looking at the whole gallery, these options will show up when you click the hamburger button.



If you click on a specific photo, it will become larger taking up the whole screen. Now when you click the hamburger button from here, new options show up.

I hope this guide has helped you navigate your gallery!
Let me know if I can help you with anything else!



www.karacavalca.com
kara@karacavalca.com